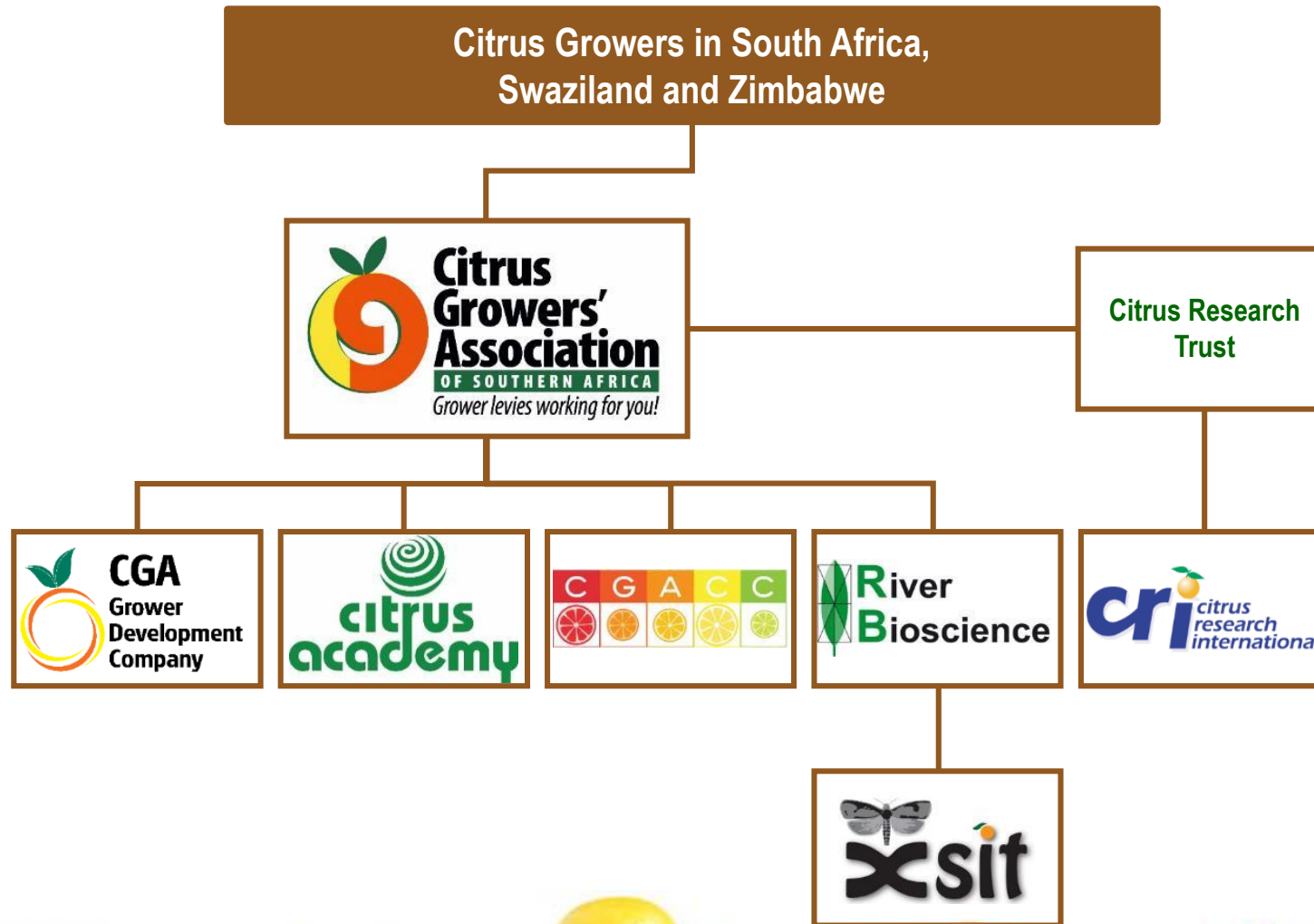


CGA-GDC 2021

Current successes with incorporating emerging farmers in the export value chain



CGA Group Company Structure



SOUTH AFRICAN CITRUS INDUSTRY

- **Gross Value:** R20 Billion (2019)
- **Citrus** accounts for 40% of SA export citrus – largest fruit export commodity in the country
- **80 808 ha** registered
- **2nd** largest citrus producer in the world after Spain
- Employs approximately **120 000** people
- **105** black owned entities – **9369 ha**
- Four main categories – orange, grapefruit, lemon and easy peelers/soft citrus
- Oranges and grapefruit mainly grown in the warmer regions
- Harvesting season runs from March to October



Evolution of the Grower Development Company

Year 2000

CGA established the Transformation desk- to drive transformation in the citrus Industry

Year 2010

The Citrus Development Chamber was formed as a voice for black growers within the CGA structures and committees

Year 2013

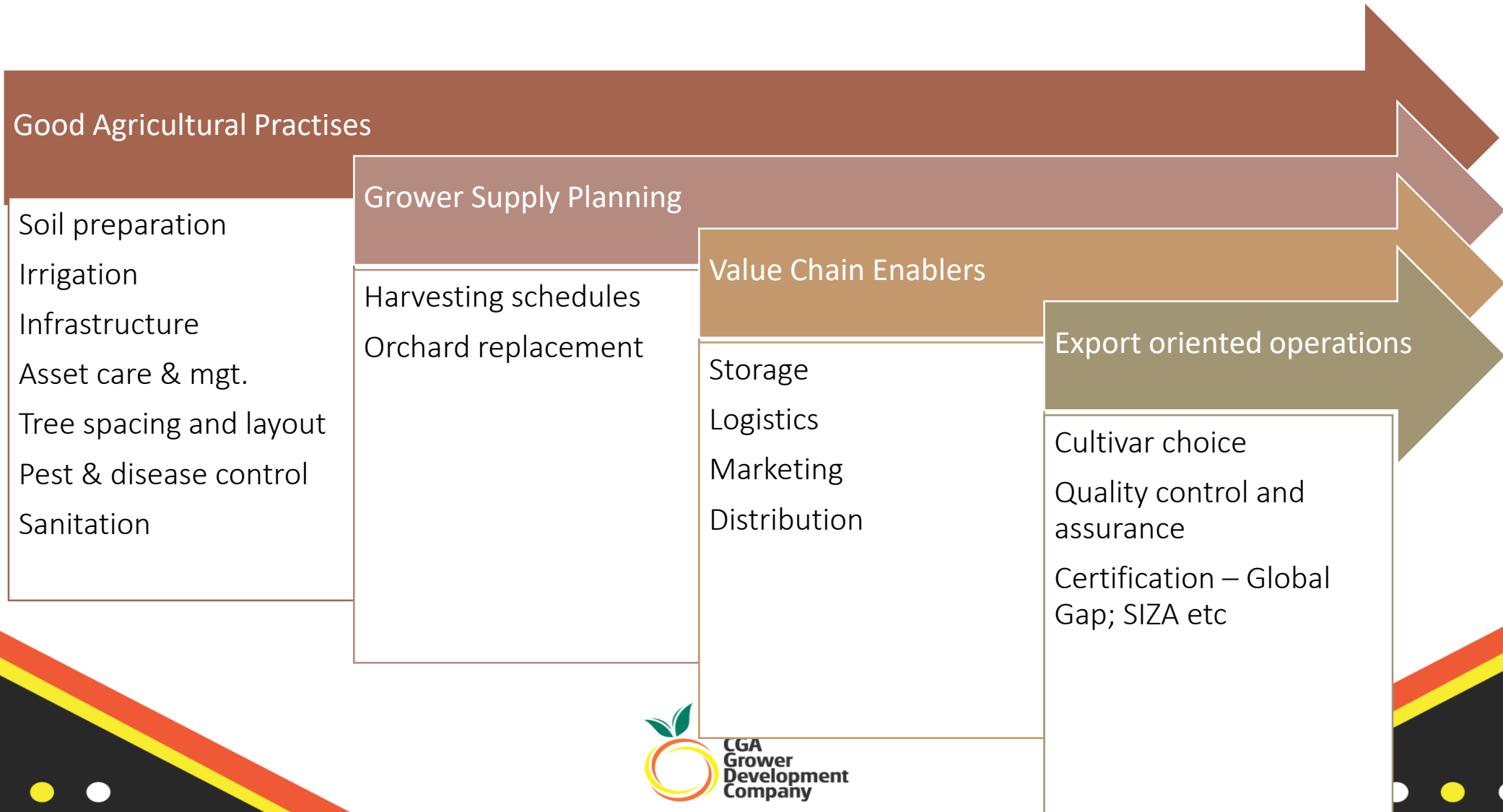
CGA through the transformation desk conducted situational analysis on 118 black citrus growers- to look at support required

Year 2016

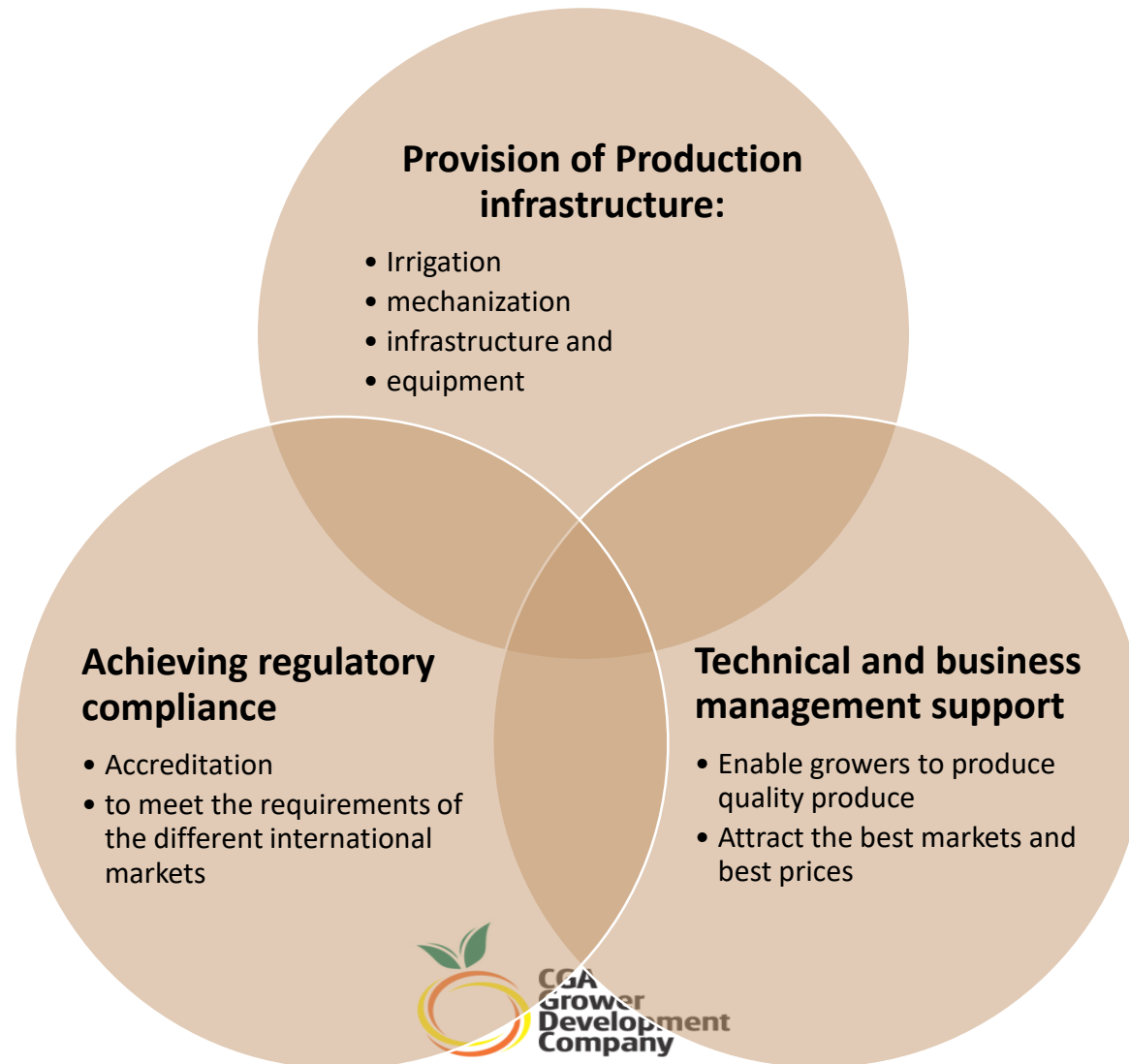
The report resulted in a chamber requesting the establishment of a fully fleshed company to drive transformation.
CGA-GDC established.



PRIORITY AREAS



CGA-GDC helps facilitate empowerment and development of black citrus producers through:



SUMMARY OF CITRUS FARMS IN THE CGA REGIONS

Province:	Total Farms	Ha Planted Citrus:	Bearing Citrus Trees (Ha);	Non-Bearing Citrus Trees (Ha):	New Entrants:	Available for Planting (Ha):	Vandalized/Non- Existing Farms:
Eastern Cape (EC)	34	2170,59	1759,06	412	0	422.63	7
Gauteng (GP)	1	32	32	0	0	40	1
Kwazulu Natal (KZN)	7	747,7	557,1	190.6	0	800.8	8 (329ha)
Limpopo (L)	36	4007	3345,9	661,1	3	2000	28 (1018ha)
Mpumalanga (MP)	8	1072	1072	0	1	1420	8 (604ha)
North West (NW)	6	90.5	80.5	10.5	4	203	0
Northern Cape (NC)	4	861.3	861.3	0	0	0	0
Western Cape (WC)	9	387	387	0	0	0	0
Totals	105	9369	8094.86	1275	8	4906.43	52 Farms (1951ha)

SUCCESSSES TO DATE

Production

Citrus ha under black ownership increased from 7211 in 2016 to **9 369** in 2020

Ha of new orchards planted by black farmers since 2019 amount to **1 275-** a 13,6 % increase in 1 year (2019) supermarkets.

The number of exporting black farmers has increased from **50** in 2016 to **77** in 2020 farmers

Market performance

Black citrus growers have achieved a **40%** increase in production during the 2019-2020 citrus season.

Several Black growers have increased output by over **40 000 cartons** with one black grower increasing production by **99 000 cartons** in just one year.

Locally, black citrus growers have increased output to domestic markets by **55%** since 2019.

In 2020, black citrus growers provided over **400 000 cartons** of fruit to South African grocery stores and

UPCOMING INITIATIVES

- Through the New Levy Period focus will be on
- Enterprise development - Increase the ha under Black own Citrus farms
- Increase export volumes
- Assist black Growers with Compliance and Accreditation to Access other market opportunities
- Skills Development and Good Agricultural Practise
- Local Market Development



Orange heart fruit drive




OVER 1 500
TONNES CITRUS
DONATED TO
DATE





WE TRANSFORM
to sustain our industry,
CREATE JOBS AND WEALTH,
secure our future and
ENSURE FOOD SECURITY.

CONTACT DETAILS

 Agri-Hub Office Park
Block B, First Floor,
477 Witherite Road
The Willows, Pretoria, 0184

 + 27 12 003 4209

 info@cga.gdc.co.za

 www.cga.gdc.co.za

