



# crop estimates committee oesskattingskomitee

**From/Van:** Rodney D. Dredge  
**Tel:** 012 319 6507 • **Fax/Faks:** 012 319 6211 • **E-mail/E-pos:** RodneyD@daff.gov.za

Web page/Webblad: [www.daff.gov.za/statistics](http://www.daff.gov.za/statistics) and economic reports or  
[www.sagis.org.za/CEC](http://www.sagis.org.za/CEC): Crop Estimates

EMBARGO: 15:30



## agriculture, forestry & fisheries

Department:  
 Agriculture, Forestry and Fisheries  
**REPUBLIC OF SOUTH AFRICA**

**28 June/June 2016**

The area planted estimate and **sixth** production forecast for summer crops for 2016 is hereby released.  
 Hiermee word die oppervlakte- en **sesde** produksieskatting vir somergewasse vir 2016 vrygestel.

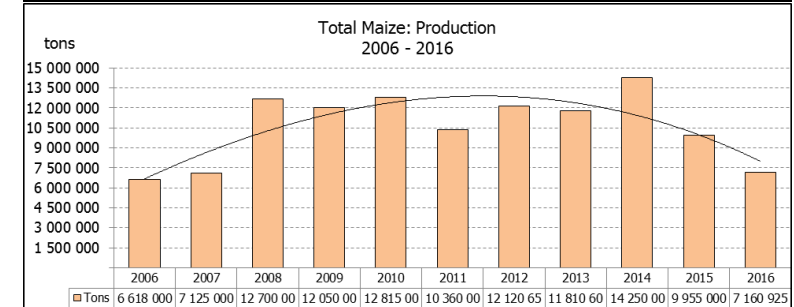
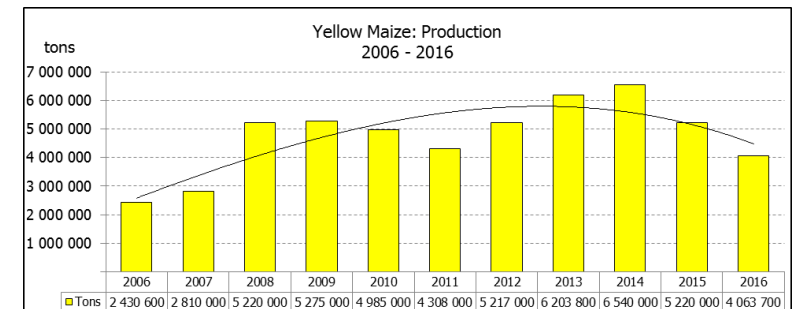
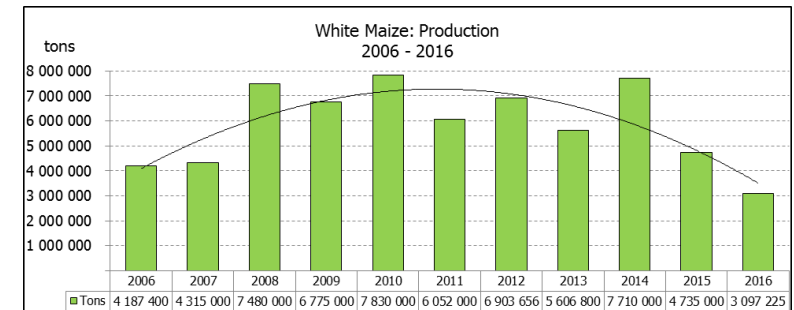
**SUMMER CROPS – AREA PLANTED AND SIXTH PRODUCTION FORECAST: 2016**

**SOMERGEWASSE – OPPERVLAKTE- EN SESDE PRODUKSIESKATTING: 2016**

CROP/GEWAS	Area planted/ Opp beplant <b>2016 Ha (A)</b>	6 <sup>th</sup> forecast/ 6 <sup>de</sup> skatting <b>2016 Tons (B)</b>	5 <sup>th</sup> forecast/ 5 <sup>de</sup> skatting 2016 Tons (C)	Area planted/ Opp beplant 2015 Ha (D)	Final crop/ Finale oes 2015 Tons (E)	Change/ Verandering/ % (B) ÷ (C)
Commercial/Kommersieel:						
White maize/Witmielies	<b>1 014 750</b>	<b>3 097 225</b>	3 097 225	1 448 050	4 735 000	-
Yellow maize/Geelmielies	<b>932 000</b>	<b>4 063 700</b>	4 063 700	1 204 800	5 220 000	-
Total Maize/Totale Mielies	<b>1 946 750</b>	<b>7 160 925</b>	7 160 925	2 652 850	9 955 000	-
Sunflower seed/Sonneblomsaad	<b>718 500</b>	<b>742 750</b>	742 750	576 000	663 000	-
Soybeans/Sojabone	<b>502 800</b>	<b>728 650</b>	728 650	687 300	1 070 000	-
Groundnuts/Grondbone	<b>22 600</b>	<b>31 600</b>	31 600	58 000	62 300	-
Sorghum	<b>48 500</b>	<b>88 500</b>	88 500	70 500	120 500	-
Dry beans/Droëbone	<b>34 400</b>	<b>38 095</b>	38 095	64 000	73 390	-
<b>TOTAL/TOTAAL</b>	<b>3 273 550</b>	<b>8 790 520</b>	8 790 520	4 108 650	11 944 190	-

Note: Estimate is for calendar year, e.g. production season 2015/16 = 2016

Nota: Skatting is vir kalenderjaar, bv. produksie-seisoen 2015/16 = 2016



The Crop Estimates Committee comprises officials of the following institutions:

Department of Agriculture, Forestry and Fisheries; Provincial Departments of Agriculture; various ARC-Institutes (Soil, Climate and Water; Small Grains Institute; and Grain Crops Institute); and Statistics SA.

**WHITE AND YELLOW MAIZE – AREA PLANTED AND SIXTH PRODUCTION FORECAST: 2016**
**WIT- EN GEELMIELIES – OPPERVLAKTE EN SESDE PRODUKSIESKATTING: 2016**

Provinsie/ Province	Area planted/ Oppervlakte beplant 2016			6 <sup>th</sup> forecast/ 6 <sup>de</sup> skatting 2016			Area planted/ Oppervlakte beplant 2015			Final crop/ Finale oes 2015		
	White/ Wit Ha	Yellow/ Geel Ha	Total/ Totaal Ha	White/ Wit Tons	Yellow/ Geel Tons	Total/ Totaal Tons	White/ Wit Ha	Yellow/ Geel Ha	Total/ Totaal Ha	White/ Wit Tons	Yellow/ Geel Tons	Total/ Totaal Tons
Western Cape/Wes-Kaap	500	4 000	4 500	5 000	40 000	45 000	450	3 800	4 250	4 050	34 200	38 250
Northern Cape/Noord-Kaap	3 750	50 000	53 750	34 875	665 000	699 875	3 500	46 000	49 500	35 000	644 000	679 000
Free State/Vrystaat	390 000	310 000	700 000	1 072 500	976 500	2 049 000	710 000	510 000	1 220 000	2 236 000	1 708 500	3 944 500
Eastern Cape/Oos-Kaap	2 000	12 000	14 000	9 000	58 800	67 800	2 600	14 000	16 600	15 600	84 000	99 600
KwaZulu-Natal	38 000	48 000	86 000	193 800	283 200	477 000	40 000	45 000	85 000	224 000	283 500	507 500
Mpumalanga	160 000	330 000	490 000	672 000	1 452 000	2 124 000	154 000	315 000	469 000	824 000	1 605 300	2 429 300
Limpopo	31 500	22 000	53 500	173 250	129 800	303 050	28 500	21 000	49 500	156 750	124 000	280 750
Gauteng	49 000	56 000	105 000	205 800	218 400	424 200	44 000	65 000	109 000	193 600	292 500	486 100
North West/Noordwes	340 000	100 000	440 000	731 000	240 000	971 000	465 000	185 000	650 000	1 046 000	444 000	1 490 000
Total/Totaal	1 014 750	932 000	1 946 750	3 097 225	4 063 700	7 160 925	1 448 050	1 204 800	2 652 850	4 735 000	5 220 000	9 955 000

**SUNFLOWER SEED – AREA PLANTED AND SIXTH PRODUCTION FORECAST: 2016**
**SONNEBLMSAAD – OPPERVLAKTE EN SESDE PRODUKSIESKATTING: 2016**

Province/ Provinsie	Area planted/ Opp beplant Ha 2016	6 <sup>th</sup> forecast/ 6 <sup>de</sup> skatting Tons 2016	Area planted/ Opp beplant Ha 2015	Final crop/ Finale oes Tons 2015
Western Cape/Wes-Kaap	-	-	-	-
Northern Cape/Noord-Kaap	500	600	500	500
Free State/Vrystaat	400 000	440 000	285 000	370 500
Eastern Cape/Oos-Kaap	-	-	-	-
KwaZulu-Natal	-	-	-	-
Mpumalanga	4 000	4 400	2 500	3 300
Limpopo	65 000	48 750	82 000	61 500
Gauteng	4 000	4 000	6 000	7 200
North West/Noordwes	245 000	245 000	200 000	220 000
Total/Totaal	718 500	742 750	576 000	663 000

**SOYBEANS – AREA PLANTED AND SIXTH PRODUCTION FORECAST: 2016**
**SOJABONE – OPPERVLAKTE EN SESDE PRODUKSIESKATTING: 2016**

Province/ Provinsie	Area planted/ Opp beplant Ha 2016	6 <sup>th</sup> forecast/ 6 <sup>de</sup> skatting Tons 2016	Area planted/ Opp beplant Ha 2015	Final crop/ Finale oes Tons 2015
Western Cape/Wes-Kaap	800	1 200	800	1 600
Northern Cape/Noord-Kaap	4 000	12 400	4 000	14 000
Free State/Vrystaat	174 000	165 300	305 000	366 000
Eastern Cape/Oos-Kaap	1 500	2 100	1 500	2 100
KwaZulu-Natal	28 000	63 000	42 000	102 900
Mpumalanga	240 000	384 000	245 000	389 900
Limpopo	16 000	38 400	24 000	72 000
Gauteng	23 000	48 300	30 000	69 000
North West/Noordwes	15 500	13 950	35 000	52 500
Total/Totaal	502 800	728 650	687 300	1 070 000

**GROUNDNUTS – AREA PLANTED AND SIXTH PRODUCTION FORECAST: 2016****GRONDBONE – OPPERVLAKTE EN SESDE PRODUKSIESKATTING: 2016**

Province/ Provinsie	Area planted/ Opp beplant Ha 2016	6 <sup>th</sup> forecast/ 6 <sup>de</sup> skatting Tons 2016	Area planted/ Opp beplant Ha 2015	Final crop/ Finale oes Tons 2015
Western Cape/Wes-Kaap	-	-	-	-
Northern Cape/Noord-Kaap	5 000	15 500	7 100	22 700
Free State/Vrystaat	6 500	6 500	22 500	21 800
Eastern Cape/Oos-Kaap	-	-	-	-
KwaZulu-Natal	-	-	100	100
Mpumalanga	-	-	-	-
Limpopo	1 600	2 000	2 500	3 250
Gauteng	-	-	-	-
North West/Noordwes	9 500	7 600	25 800	14 450
Total/Totaal	22 600	31 600	58 000	62 300

**SORGHUM – AREA PLANTED AND SIXTH PRODUCTION FORECAST: 2016****SORGHUM – OPPERVLAKTE EN SESDE PRODUKSIESKATTING: 2016**

Province/ Provinsie	Area planted/ Opp beplant Ha 2016	6 <sup>th</sup> forecast/ 6 <sup>de</sup> skatting Tons 2016	Area planted/ Opp beplant Ha 2015	Final crop/ Finale oes Tons 2015
Western Cape/Wes-Kaap	-	-	-	-
Northern Cape/Noord-Kaap	-	-	-	-
Free State/Vrystaat	28 000	37 800	36 000	45 000
Eastern Cape/Oos-Kaap	-	-	-	-
KwaZulu-Natal	500	2 000	500	2 200
Mpumalanga	10 000	35 000	11 000	48 000
Limpopo	7 000	9 800	16 000	17 600
Gauteng	-	-	1 000	2 600
North West/Noordwes	3 000	3 900	6 000	5 100
Total/Totaal	48 500	88 500	70 500	120 500

**DRY BEANS – AREA PLANTED AND SIXTH PRODUCTION FORECAST: 2016****DROëBONE – OPPERVLAKTE EN SESDE PRODUKSIESKATTING: 2016**

Province/ Provinsie	Area planted/ Opp beplant Ha 2016	6 <sup>th</sup> forecast/ 6 <sup>de</sup> skatting Tons 2016	Area planted/ Opp beplant Ha 2015	Final crop/ Finale oes Tons 2015
Western Cape/Wes-Kaap	100	150	300	390
Northern Cape/Noord-Kaap	350	630	900	2 160
Free State/Vrystaat	17 000	17 000	28 000	22 400
Eastern Cape/Oos-Kaap	250	375	800	1 040
KwaZulu-Natal	2 200	2 640	6 500	7 800
Mpumalanga	6 000	6 000	9 000	11 250
Limpopo	3 000	4 500	7 000	16 800
Gauteng	2 500	3 500	4 000	4 800
North West/Noordwes	3 000	3 300	7 500	6 750
Total/Totaal	34 400	38 095	64 000	73 390

**CONFIDENTIALITY ISSUES that CEC members are committed to adhere to on the day of the meeting**

- Personal items such as laptops, handbags, cell phones, etc. are not allowed in the venue during the meeting
- No member is allowed to leave the meeting before 12:00 in order to prevent disclosure of the information
- The embargo time for the release of crop estimates information is 15:30
- No member is allowed to discuss crop estimates information with anyone other than a member of the Committee before the embargo time
- Only the Chairperson, or a member appointed by the Chairperson, may release the figures to the media
- Members must regard the detail of any information that was collected for and/or discussed during the meeting, as confidential
- Individual information received for crop estimate purposes is treated strictly confidential, and is not divulged for any other purposes

**AREA ESTIMATE AND SIXTH PRODUCTION FORECAST OF SUMMER CROPS (2016 PRODUCTION SEASON)/  
OPPERVLAKTE- EN SESDE PRODUKSIESKATTING VIR SOMERGEWASSE (2016 PRODUKSIE-SEISOEN)  
28 JUNE/JUNIE 2016**

**Summer field crops – 2016**

**Commercial maize:** The size of the expected commercial maize crop has been left unchanged at 7,161 million tons. The area estimate for maize remained unchanged at 1,947 million ha, while the expected yield is 3,68 t/ha.

The production forecast of white maize remained unchanged at 3,097 million tons. The yield for white maize is 3,05 t/ha. In the case of yellow maize the production forecast remained unchanged at 4,064 million tons. The yield for yellow maize is 4,36 t/ha.

**Other summer crops:**

**Sunflower seed:** The production forecast for sunflower seed also remained unchanged at 742 750 tons. The area estimate for sunflower seed is 718 500 ha, while the expected yield is 1,03 t/ha.

**Other crops:** The production forecast for **soybeans** remained unchanged at 728 650 tons. The estimated area planted to soybeans is 502 800 ha, with an expected yield of 1,45 t/ha.

The expected **groundnut** crop remained unchanged at 31 600 tons. For groundnuts, the area estimate is 22 600 ha, with an expected yield of 1,40 t/ha.

The production forecast for **sorghum** remained unchanged at 88 500 tons, whilst the area estimate for sorghum is 48 500 ha and the expected yield 1,82 t/ha.

In the case of **dry beans**, the production forecast also remained unchanged at 38 095 tons, with an area estimate of 34 400 ha, and an expected yield of 1,11 t/ha.

**Please note that the seventh production forecast for summer field crops for 2016, as well as the preliminary area estimate of the winter cereal crops for 2016, will be released on 27 July 2016.**

**Somergewasse – 2016**

**Kommersiële mielies:** Die grootte van die verwagte kommersiële mielie-oes is onveranderd gelaat op 7,161 miljoen ton. Die skatting van die oppervlakte onder mielies is onveranderd gelaat op 1,947 miljoen ha, terwyl die verwagte opbrengs 3,68 t/ha is.

Die produksieskatting van witmielies is onveranderd gelaat op 3,097 miljoen ton. Die opbrengs van witmielies is 3,05 t/ha. In die geval van geelmielies is die produksieskatting onveranderd gelaat op 4,064 miljoen ton. Die opbrengs van geelmielies is 4,36 t/ha.

**Ander somergewasse:**

**Sonneblomsaad:** Die produksieskatting vir sonneblomsaad is ook onveranderd gelaat op 742 750 ton. Die oppervlakteskatting vir sonneblomsaad is 718 500 ha, terwyl die verwagte opbrengs 1,03 t/ha is.

**Ander gewasse:** Die produksieskatting van **sojabone** is onveranderd gelaat op 728 650 ton. Die geskatte oppervlakte beplant met sojabone is 502 800 ha, met 'n verwagte opbrengs van 1,45 t/ha.

Die verwagte **grondbone**-oes is onveranderd gelaat op 31 600 ton. Vir grondbone is die oppervlakteskatting 22 600 ha, terwyl die verwagte opbrengs 1,40 t/ha is.

Die produksieskatting van **sorghum** is onveranderd gelaat op 88 500 ton, terwyl die oppervlakteskatting vir sorghum 48 500 ha is en die verwagte opbrengs 1,82 t/ha.

In die geval van **droëbone** is die produksieskatting ook onveranderd gelaat op 38 095 ton, met 'n oppervlakte skatting van 34 400 ha, en 'n verwagte opbrengs van 1,11 t/ha.

**Neem asseblief kennis dat die sewende produksieskatting vir somergewasse vir 2016, sowel as die voorlopige oppervlakteskatting van die wintergewasse vir 2016 op 27 Julie 2016 vrygestel sal word.**

**The non-commercial agricultural sectors' production estimate for maize for 2016 is hereby released. / Hiermee word die nie-kommersiële landbou-sektor se produksieskatting vir mielies vir 2016 vrygestel.**

**NON-COMMERCIAL MAIZE – AREA PLANTED AND PRODUCTION ESTIMATE: 2016**

**NIE-KOMMERSIËLE MIELIES – OPPERVLAKTE- EN PRODUKSIESKATTING: 2016**

CROP/GEWAS	Area planted/ Opp beplant 2016 Ha (A)	Production/ Produksie 2016 Tons (B)	Area planted/ Opp beplant 2015 Ha (C)	Final crop/ Finale oes 2015 Tons (D)	Change/ Verandering % (B) ÷ (D)
Non-commercial agriculture/Nie-kommersiële landbou:					
White maize/Witmielies	191 225	286 175	278 000	442 200	-35,28
Yellow maize/Geelmielies	74 905	149 565	117 200	231 600	-35,42
Maize/Mielies	266 130	435 740	395 200	673 800	-35,33

The area planted to maize in the non-commercial agricultural sector is estimated at 266 130 ha, which represents a decrease of 32,7% compared to the 395 200 ha of the previous season. The expected maize crop for this sector is 435 740 tons, which is 35,3% less than the 673 800 tons of last season. It is important to note that about 60% of the maize produced in the non-commercial sector, is planted in the Eastern Cape.

Die oppervlakte beplant met mielies in die nie-kommersiële landbou-sektor word geskat op 266 130 ha, wat 'n afname van 32,7 % verteenwoordig in vergelyking met die 395 200 ha van die vorige seisoen. Die verwagte mielie-oes van dié sektor is 435 740 ton, wat 35,3% minder is as die 673 800 ton van die vorige seisoen. Dit is belangrik om daarop te let dat ongeveer 60% van die mielies wat geproduseer word in die nie-kommersiële sektor, in die Oos-Kaap geplant word.

